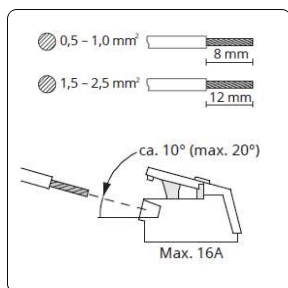
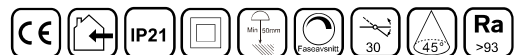
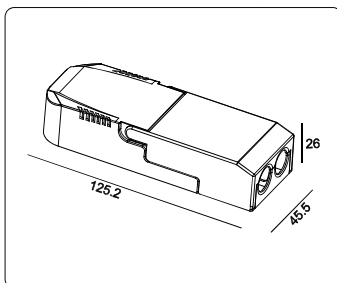
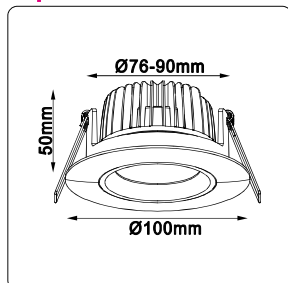
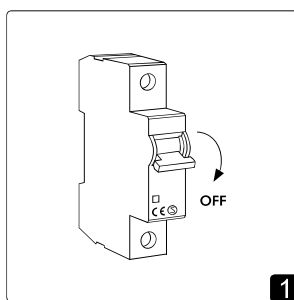


Sparrow II Monteringsanvisning

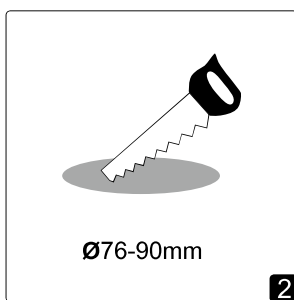
STORK
ELEKTRO & AUTOMASJON



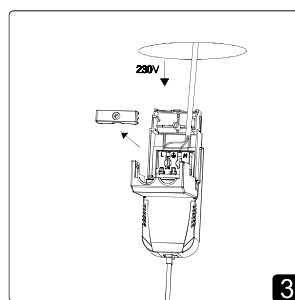
Installation



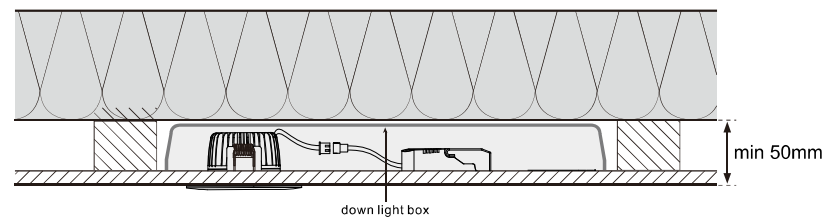
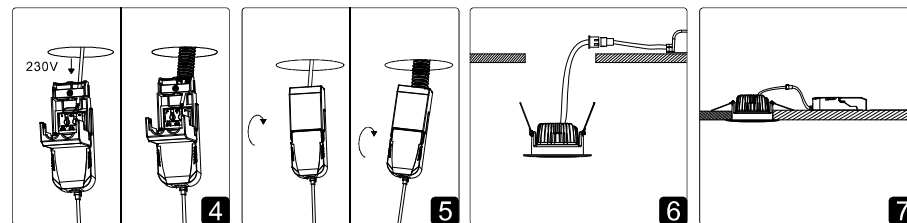
1



2

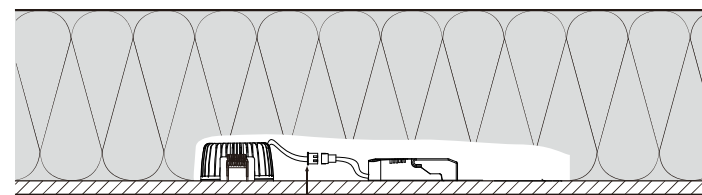


3

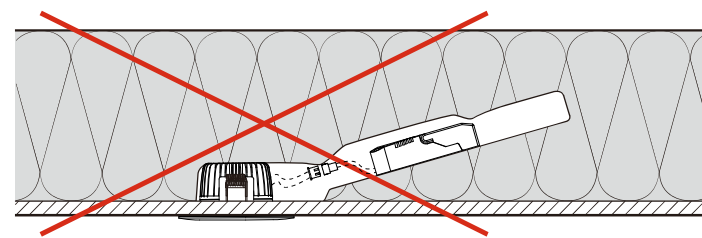


down light box

min 50mm



min 2 liter luft



NO Les monteringsanvisningen nøye før installering. Kan kun installeres av en registrert installatervirksomhet. FEU §13
Montering og vedlikehold skal kun skje med spenningen frakoblet.

S Läs noga igenom bifogad instruktion före montering. Installation skall utföras av behörig installatör.
Spänningen skall kopplas bort vid installation eller underhåll.

FI Lue asennusohjeet huolellisesti ennen asennusta. Asennuksen saa suorittaa vain valtuutettu asentaja.
Varmista että virta on katkaistu ennen asennusta tai huoltoa.

EN Read mounting instruction carefully before installation. Mounting should be done by authorised installer only.
Make sure that the power is off before installation or maintenance.