



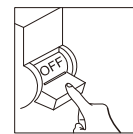
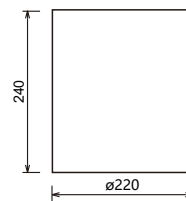
INSTALLATION MANUAL

LiGHT4u

SKADI 220




AC220-240V | 50/60Hz | IP20 | Die cast

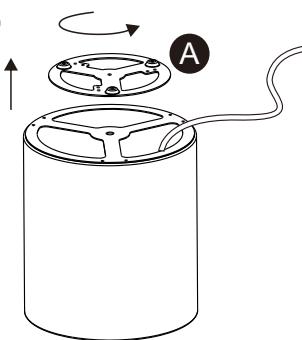


Do not operate with power supply connected.

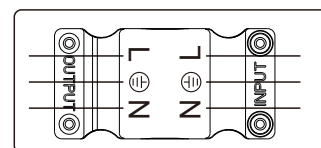
1



2

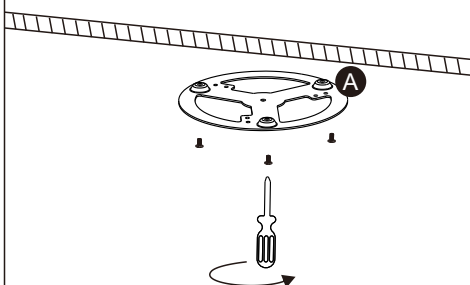


3

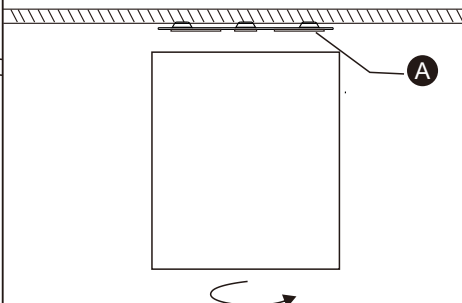


Please connect the luminaire according to the standard of your country.

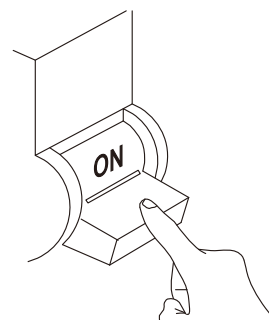
4



5




6



Switch on the power, lighting.

7



Installation complete

Warnings:

1. Make sure that the product is installed properly before connecting to electricity.
2. Do not cover the fitting.
3. Maintenance and installation should only be carried out by a professional electrician.