

Lim L LED | Wall mounted luminaire

clear line

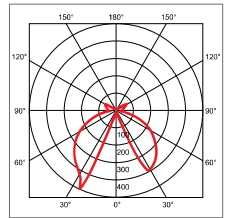
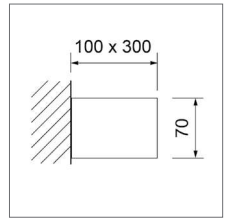
CRI 90



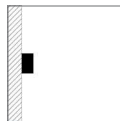
Informations

- decorative lighting effect
- luminaire made of aluminium

consistent with
 Wall mounted luminaire Lim Outdoor, p. 311
 Bollard luminaire Lim LED, p. 343



10 W, 10.5 W
640 lm, 930 lm
2700 K, 3000 K
CRI 90
Beam angle: 120°
40'000h L70
500 mA



Version	Power	Lum. flux	Colour/Finish	Colour temp.	Article No.
NEW	10 W	640 lm	white, ~RAL 9003	2700 K	116-051-20
NEW	10.5 W	930 lm	white, ~RAL 9003	3000 K	116-051-71
	10 W	640 lm	alu-glossy	3000 K	116-052-70

Trailing edge dimmable with: button/control module (Bluetooth/Zigbee) (p. 372), rotary controller (p. 380) or Feller Universal dimmer E-No. 548 832 000

