

HYDROSURF MINI-MEDIUM-MAXI SQUARE LED

COD. 401602

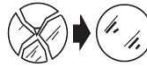
COD. 401604

COD. 401606

ASSEMBLY AND OPERATING INSTRUCTIONS:



-class I luminaire with built-in transformer 220-240V 50-60Hz
-apparecchio in classe 1 con trasformatore incorporato a 220-240V 50-60Hz



-replace the damaged protective glass
-sostituire i vetri di protezione se danneggiati
-glass features: plane float glass - safety tempered
-caratteristiche vetro: vetro piano float di sicurezza temperato



-getting rid of as urban waste forbidden
-separate collection is mandatory when the product is at the end of its life
-è vietato lo smaltimento come rifiuto urbano
-è obbligatoria la raccolta separata a fine vita del prodotto

IP65

-totally dust-proof , protected against the water jets
-totalmente protetto contro la polvere , e ai getti d'acqua

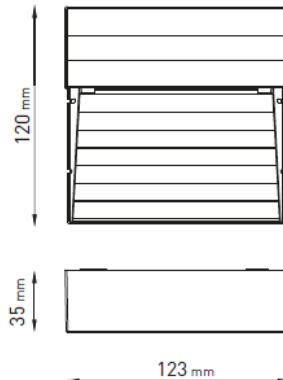


Made in Italy

NB: These assembly instructions must be given to end users for correct maintenance and so that they know how to change the bulb. The appliance must not be tampered with or transformed and it must be installed and used as supplied and in compliance with the National Rules on Installations. Any non-compliant installations will invalidate all forms of guarantee. The company cannot be held responsible for damage caused by incorrect assembly.

NOTA BENE: Le presenti istruzioni di montaggio devono obbligatoriamente essere consegnate all'utente finale affinché conosca le corrette modalità di manutenzione e ricambio lampada. È vietata qualsiasi manomissione e/o trasformazione dell'apparecchio che deve essere installato e utilizzato: così come fornito e in conformità alle Norme Impianti Nazionali. Installazioni non conformi fanno decadere ogni forma di garanzia, l'Azienda non risponde dei danni causati da un errato montaggio.

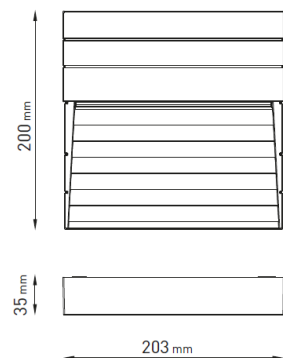
COD. 401602



HYDROSURF MINI SQUARE LED

-Power consumption : 4W
-Voltage :220-240V 50-60Hz
-Color Temperature : 3000K
-Beam angle : floor washer 180°
-Lumen output 350Lm
-Insulation class: I
-IP protection: IP65
-Gross weight: 0.60kg

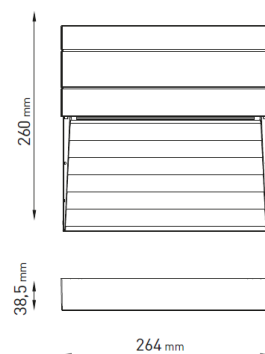
COD. 401604



HYDROSURF MEDIUM SQUARE LED

-Power consumption : 8W
-Voltage :220-240V 50-60Hz
-Color Temperature : 3000K
-Beam angle : floor washer 180°
-Lumen output 650Lm
-Insulation class: I
-IP protection: IP65
-Gross weight: 1.4kg

COD. 401606



HYDROSURF MAXI SQUARE LED

-Power consumption : 14W
-Voltage :220-240V 50-60Hz
-Color Temperature : 3000K
-Beam angle : floor washer 180°
-Lumen output 1000Lm
-Insulation class: I
-IP protection: IP65
-Gross weight: 2kg

Installation:

CAUTION: Possibly hazardous optical radiation emitted from this product. Do not stare at operating lamp. May be harmful to the eye. The replacement must be done by a qualified electrician.

Recommendations

- 1) verify that the equipment used to connect our devices to enjoy all the guarantees required under European law;
- 2) use the cables, connectors and quality materials for electrical wiring;
- 3) Products with IP65/68 degree make the wiring / connections with accessories provide the same degree IP of the selected product (available in the catalog);
- 4) Disconnect main voltage during installation and maintenance
- 5) It is essential to do a frequent cleaning of the glass and of the outer surface of the fixture to avoid build up of mud and dirtiness resulting in dangerous overheating due to uncorrect light and heat dissipation. Clean carefully the glass screen removing limestone deposits by means of a scraper.

Disconnect main voltage during installation and maintenance

- 1) Drill holes in the wall suitable at the point of supply , according to the measurements given in the figure , using dowels fischer type diameter 4mm (not supplied in the package)
- 2) Open the unit by removing the 4 screws located at both ends. Using the hexagonal tool included in the package
- 3) Make the appropriate electrical connection (L-N - PE)
- 4) Fixing the luminaire base to the wall, using the dowels fischer
- 5) Close the device by screwing the 4 screws at both ends

